

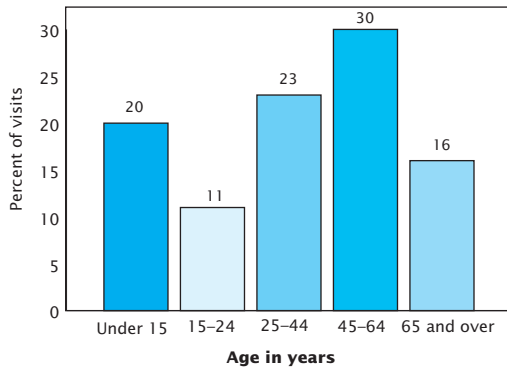


Factsheet

OUTPATIENT DEPARTMENT

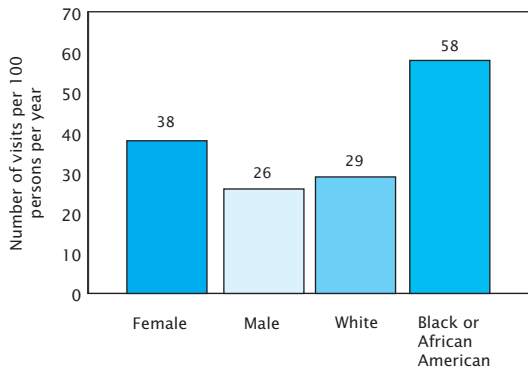
In 2009, there were an estimated 96 million visits to outpatient departments (OPDs) of nonfederal short-stay and general hospitals in the United States. The annual visit rate was 31.9 OPD visits per 100 persons. About one-third of the visits were made by persons under 25 years of age.

Percent distribution of OPD visits by patient age: 2009



The visit rate was higher for females compared with males and for Black or African American persons compared with White persons.

Annual rate of OPD visits by patient sex and race: 2009



Expected sources of payment:

- Private insurance (43%)
- Medicaid or Children's Health Insurance Program (29%)
- Medicare (19%)
- No insurance (11%)
- Other (4%)
- Unknown (4%)

NOTE: More than one source may be reported per visit.




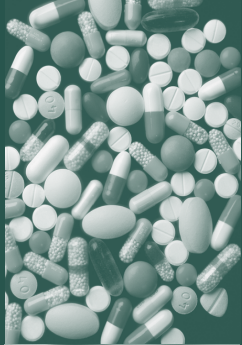
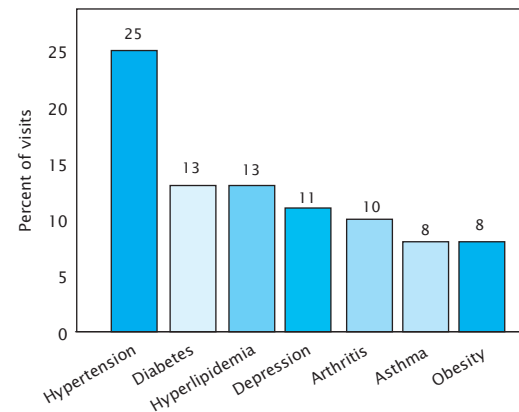
Common reasons for visit:

- Progress visit (9.1 million)
- General medical examination (5.8 million)
- Cough (2.6 million)
- Counseling (2.6 million)
- Prenatal examination (2.4 million)
- Medication (2.3 million)
- Throat symptoms (1.8 million)
- Back symptoms (1.6 million)
- Postoperative visit (1.6 million)
- Diabetes mellitus (1.6 million)

Common diagnoses:

- Malignant neoplasms (4.6 million)
- Hypertension (4.2 million)
- Spinal disorders (3.4 million)
- Arthropathies (3.1 million)
- Routine infant or child health check (3.1 million)
- Diabetes mellitus (3.0 million)
- Acute upper respiratory infection, excluding pharyngitis (2.9 million)
- Normal pregnancy (2.0 million)
- Psychoses, excluding major depressive disorder (1.7 million)
- Rheumatism, excluding back (1.7 million)

Percent of OPD visits with selected chronic conditions: 2009



Medications were provided or prescribed at 75 percent of OPD visits for a total of 255 million drugs.

For more information, contact the Ambulatory and Hospital Care Statistics Branch at 301-458-4600 or visit our Web site at <www.cdc.gov/nhamcs>.

Common drug categories:

- Analgesics (32.5 million)
- Antidepressants (11.7 million)
- Antidiabetic agents (11.0 million)
- Antihyperlipidemic agents (10.6 million)
- Anxiolytics, sedatives, and hypnotics (9.1 million)
- Bronchodilators (8.6 million)
- Anticonvulsants (8.5 million)
- Beta-adrenergic blocking agents (7.9 million)
- Dermatological agents (7.6 million)
- Diuretics (7.4 million)

IMPORTANCE OF NHAMCS OUTPATIENT DEPARTMENT DATA

NHAMCS OPD data are widely used in research studies published in nationally recognized health and medical journals, including *Pediatrics*, *Obstetrics and Gynecology*, and *Clinical Infectious Diseases*. Here are a few examples of recent publications.

Wai-Lin Lee J, Berkowitz Z, Saraiya M. Low-risk human papillomavirus testing and other nonrecommended human papillomavirus testing practices among U.S. health care providers. *Obstet Gynecol*. 2011 July; 118(1):4–13.

Copp HL, Shapiro DJ, Hersh AL. National ambulatory antibiotic prescribing patterns for pediatric urinary tract infection, 1998–2007. *Pediatrics*. 2011 June; 127(6):1027–1033.

Young B, Dao CN, Buchacz K, et al. Increased rates of bone fracture among HIV-infected persons in the HIV Outpatient Study (HOPS) compared with the U.S. general population, 2000–2006. *Clin Infect Dis*. 2011 Apr 15; 52(8):1061–8.

Burris HH, Werler MM. U.S. provider reported folic acid or multivitamin ordering for non-pregnant women of childbearing age: NAMCS and NHAMCS, 2005–2006. *Journal of Maternal and Child Health*. 2011 Apr; 15(3):352–9.

Patel AI, Madsen KA, Maselli JH, Cabana MD, Stafford RS, Hersh AL. Underdiagnosis of pediatric obesity during outpatient preventive care visits. *Acad Pediatr*. 2010 November–December; 10(6):405–409.

Zallman L, Ma J, Xiao L, et al. Quality of U.S. primary care delivered by residents and staff physicians. *Journal of General Internal Medicine*. 2010 Nov; 25(11):1193–7.

Saraiya M, McCaig LF, Ekwueme DU. Ambulatory care visits for PAP tests, abnormal PAP tests, and cervical cancer procedures in the United States. *American Journal of Managed Care*. Jun 1, 2010; 16(6):e137–44.

Sacks JJ, Luo YH, Helmick CG. Prevalence of specific types of arthritis and other rheumatic conditions in the ambulatory health care system in the United States, 2001–2005. *Arthritis Care Res*. 2010 Apr; 62(4):460–4.

Cheung R, Mannalithara A, Singh G. Utilization and antiviral treatment in patients with chronic hepatitis C: analysis of ambulatory care visits in the U.S. *Digestive Diseases and Sciences Journal*. 2010 Mar; 51(2):149–56.

Branum AM, Lukacs SL. Food allergy among children in the United States. *Pediatrics*. 2009 Dec; 124(6):1549–55.